




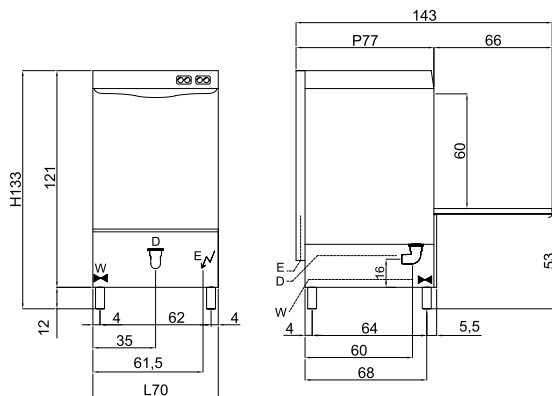


Koral 960



Dotazione standard | Standard equipment | Standardausüstung

	950201	Cesto inox 60x67x10 cm Stainless steel basket 60x67x10 cm Korb aus rostfreiem Stahl 60x67x10 cm	1
	1157	Insero portategile per cesto - 5 posti Grids insert for basket - 5 compartments Backblecheneinsatz für Korb - 5 Fächer	1
	1154	Portaposate 8 divisoni 8 division cutlery insert Besteckhalter mit 8 Fächern	1
	9501010	Filtro vasca integrale Integral tank filter Integraler Tankfilter	4



E Collegamento elettrico
Electric connection
Elektrische Verbindung








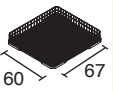
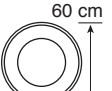

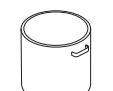





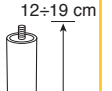
D Scarico acqua Ø 32
Water Drain Ø 32
Wasserablauf Ø 32

W Carico acqua 3/4
Water inlet 3/4
Wasseranschluss 3/4



Imballo | Packing | Verpackung

Dimensioni Dimensions Maße	78x90x140 cm
Volume Volume Volumen	0,98 m ³
Peso Weight Gewicht	95 Kg

 TOTAL POWER 11,2 Kw	 6,0 Kw	 3,0 + 3,0 + 3,0 Kw	 WASH PUMP 3,00 Hp 2,24 Kw	 ecologycare		 <70 dB			
 60 67 inox	 60 cm	 GN 1/1 GN2/1 60x40			 ø30 inox	 120/240/360 sec.	 V 400/3+N+T Hz 50/60	 +55° C	 12÷19 cm